Treatment of Errectile Dysfunction using Merisis PRP Kits

DiponEd BioIntelligence
www.diponed.com
info@diponed.com

Erectile Dysfunction (ED)

- "The consistent or recurrent inability of a man to attain and/or maintain an erection sufficient for sexual performance"*

*First International Consultation on Erectile Dysfunction, WHO, 1999

Prevalence of ED

- 5-35% of men have moderate to severe ED
- The overall prevalence of ED has been reported to be 16-25% in India.
- In the MALES study 5% of men in their 40s reported ED.
- By 2025 more than 320 million patients will be affected.
- (Ref: Kapoor R, Kapoor A. Erectile dysfunction: A present day coronary disease risk equivalent. Indian J Med Res 2016;144:307-10)

Epidemiology of ED

- Age dependent disorder.
- Rate depends on how it is defined.
- Expect the rates will increase as awareness of the condition improves.

Causes of Erectile Dysfunction

- Physical Causes
  - Vascular (leading cause)
  - Cavernosal
  - Neurologic
  - Hormonal Causes
- Psychological Factors

Older Treatments

- Intracavernosal Injection
- Vacuum Constriction Devices
- Intraurethral Alprostadil Suppositories
- Inflatable Prosthesis
- Vascular Surgery

Novel Treatment

In recent years, the use of autologous platelet-rich plasma (PRP) and Stem cells have emerged as a novel treatment for the treatment of Erectile Dysfunction.

Platelets release active growth factors that exert their effect by inducing division of undifferentiated cells and further improve the regeneration process by promoting Vasculogenesis and angiogenesis.

Advantages of PRP Therapy

- IIEF (international index of erectile function) improvement.
- No Complications.
- No Side effects

A NEW TECHNOLOGY

- The Merisis Therapeutics ® produces platelet-rich Plasma (PRP), a novel autologous sterile biologic, produced at the bedside from a small volume (18 mL) of the patient's own blood by using single spin separation technology optimized for Mononuclear Cell (MNC) and platelet isolation.

- Prepared as an easy to apply, containing intact, viable MNC and platelet-derived growth factors.

- The protocol is also used as extracorporeal shock wave therapy, combined with plus Merisis Infertility PRP Injection, in certain clinics.

Merisis™ SuperCell + PRP MALE (ED) kit Components

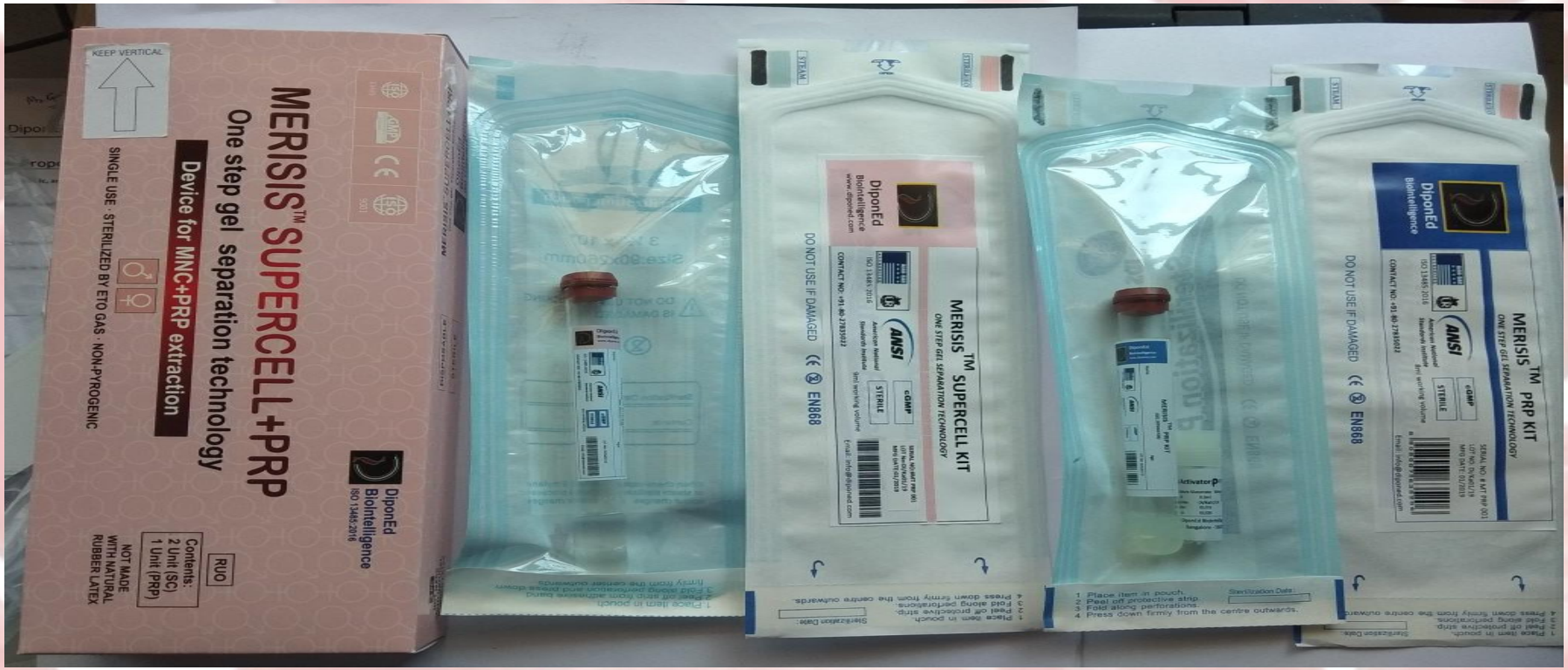

Super cell (VSEL + stem cell +plus PRP)

Merisis™ SuperCell+PRP MALE(ED)

The kit is a enclosed device for extraction of MNC's (Mononuclear cells) and Platelet Rich Plasma from the peripheral blood. It is an innovative treatment designed for **males** with reproductive disorders such as **Erectile Dysfunction(ED), Azoospermia /Oligospermia .**



Super cell

PRP

Calcium based

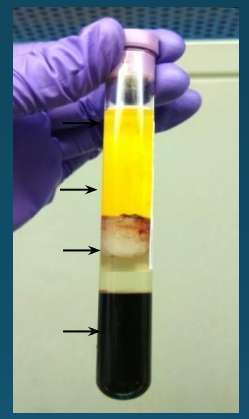

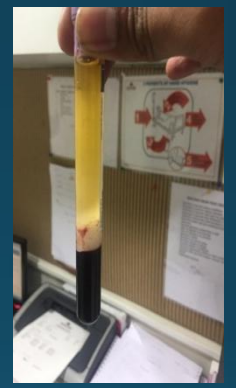

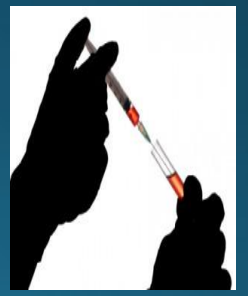

MERISIS™ PRP PREPARATION PROCEDURE:

DiponEd BIOINTELLIGENCE



Patient



Step 1- Collection of blood



Step 2- Transfer of blood to the tube



Step 3- Centrifuge of blood sample (3400RPM for 6 mins)

REMI R8C – Swing Bucket

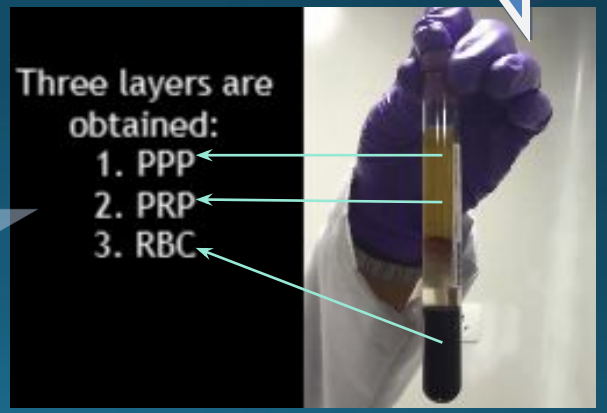

Step 4- After centrifugation

Step 5- Separation of PRP and RBC's

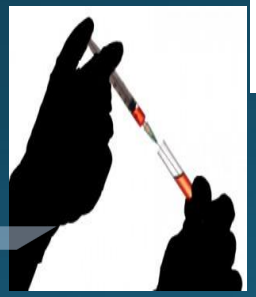

Step 6- Injecting to the site

Activator: Growth factors



Step 6- Activating the PRP using activators

MERISIS™ SUPERCELL (STEM CELL) PREPARATION PROCEDURE:

DiponEd BIOINTELLIGENCE



Patient



Step 1- Collection of blood



Step 2- Transfer of blood to the tube



Step 3- Centrifuge of blood sample (3000RPM for 10mins)

REMI R8C – Swing Bucket

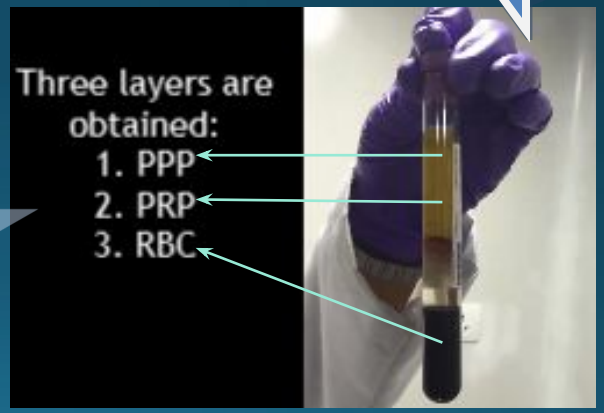

Step 4- After centrifugation

Step 5- Separation of PRP and RBC's

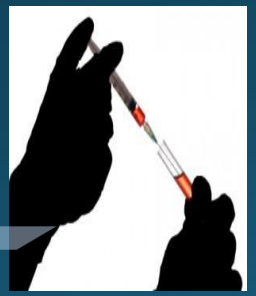

Step 6- Injecting to the site

Step 6- Activating the PRP using activators

Erectile Dysfunction

- The extracted stem cell plus prp ie 4ml activated PRP to be given into intracavernosal injection (injection into the base of the penis) weekly (totally 3 times)

- The patients were evaluated according to the protocol described in the International Index of Erectile function (IIEF) at 4 weeks and 3 months.

DiponEd
BIOINTELLIGENCE



Sites of injection

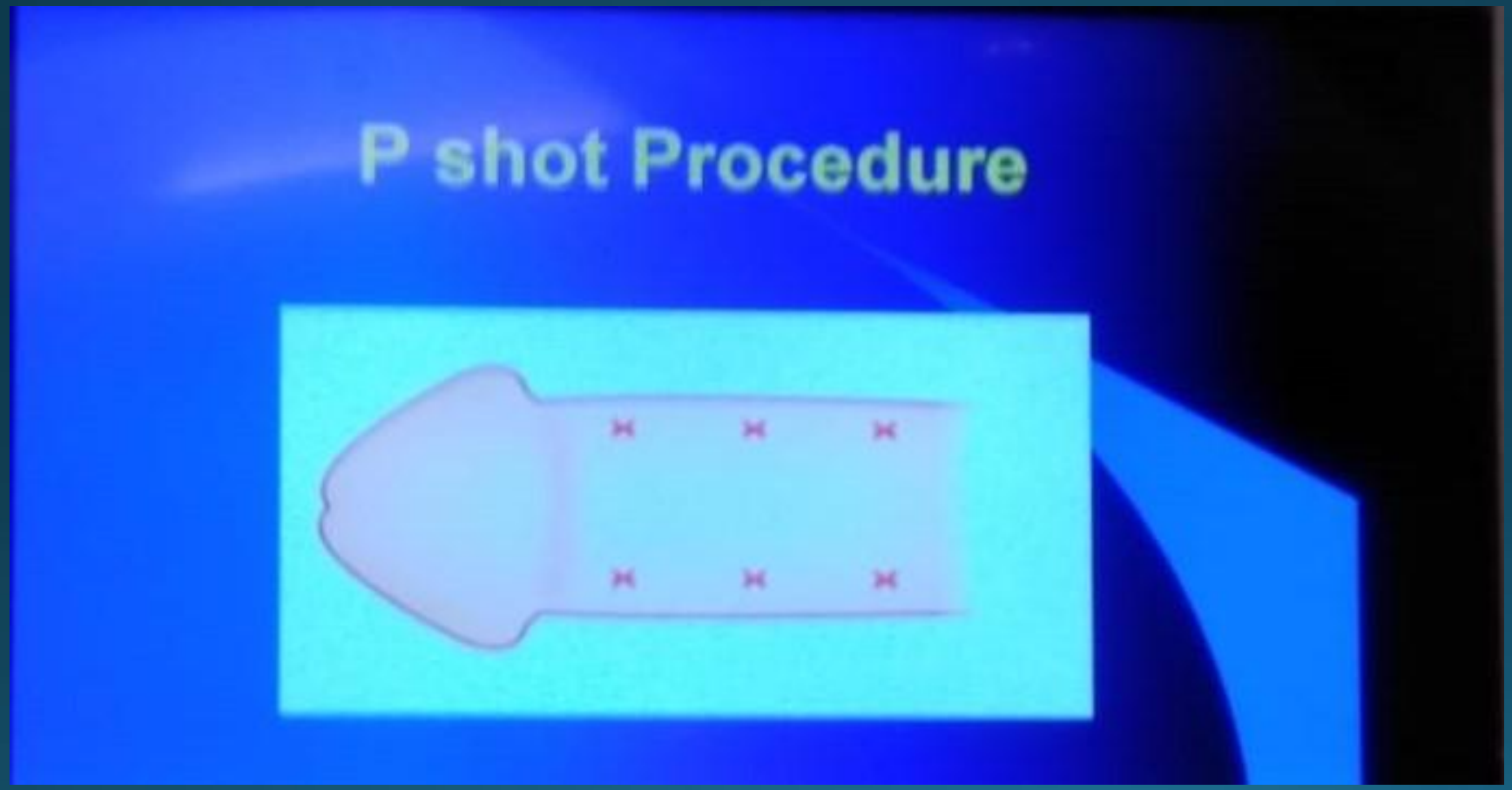

CAUSE FOR ED-PYERONIES PLAQUE

DiponEd
BIOINTELLIGENCE

P SHOT – PYERONIES PLAQUE

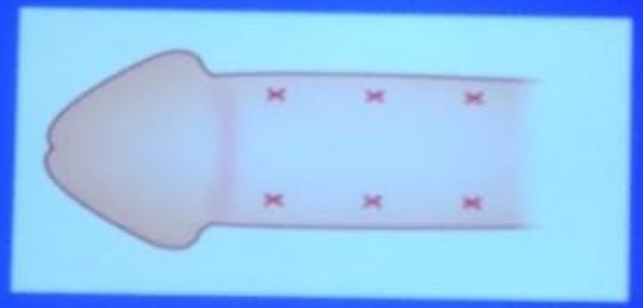

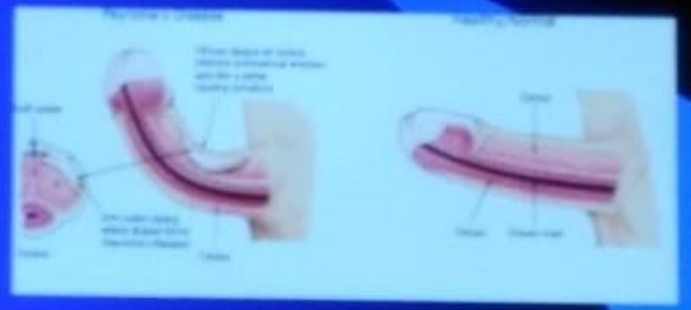

DiponEd
BIOINTELLIGENCE



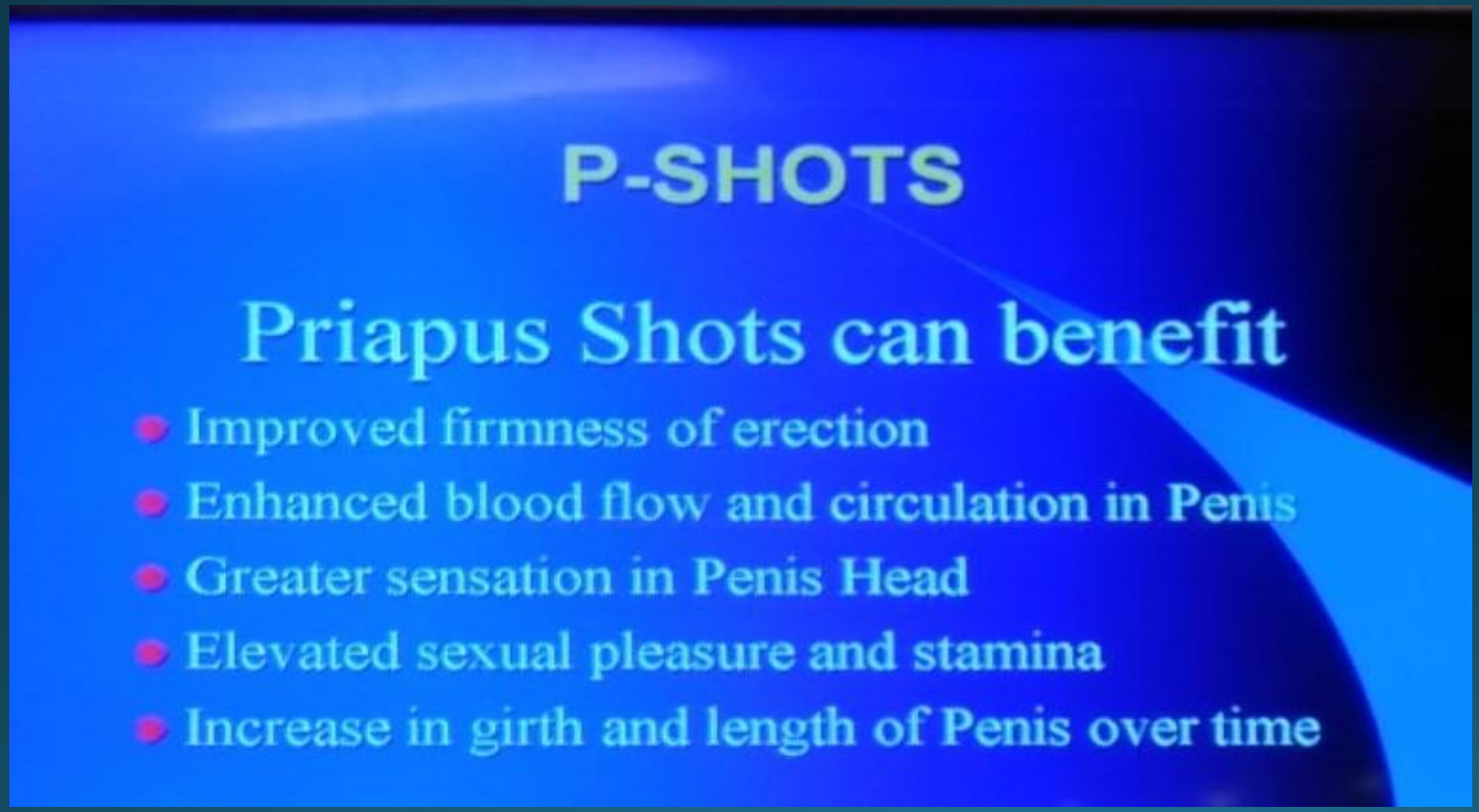
P-SHOTS
Priapus Shots can benefit
Improved firmness of erection
Enhanced blood flow and circulation in Penis
Greater sensation in Penis Head
Elevated sexual pleasure and stamina
Increase in girth and length of Penis over time


P shot procedure

Format: Abstract ▾ Send to ▾

Sex Med Rev. 2019 Apr;7(2):306-312. doi: 10.1016/j.sxmr.2018.12.006. Epub 2019 Mar 2.

Platelet-Rich Plasma and Treatment of Erectile Dysfunction: Critical Review of Literature and Global Trends in Platelet-Rich Plasma Clinics.

Scott S[1], Roberts M[1], Chung E[2].

Author information

1 Faculty of Medicine, The University of Queensland, Brisbane, QLD, Australia.

2 Faculty of Medicine, The University of Queensland, Brisbane, QLD, Australia; AndroUrology Centre, Brisbane, QLD, Australia; Department of Urology, Macquarie University Hospital, Sydney, NSW, Australia. Electronic address: ericchg@hotmail.com.

M.V. Epifanova et al. Efficacy of autologous platelet-rich plasma for the treatment of erectile dysfunction. Journal of sexual medicine 2018. Volume 15, Issue 7, Supplement 3, Page S238

Banno et al. The Efficacy of Platelet-Rich Plasma (PRP) as a Supplemental Therapy for the Treatment of Erectile Dysfunction (ED): Initial Outcomes.Journal of sexual medicine.2017: 14(2) : e59–e60.

DiponEd
BIOINTELLIGENCE

